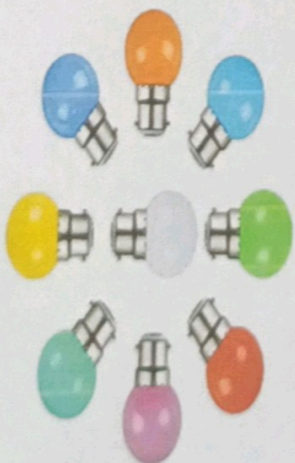


PAINTING WITH SOUND -

CAN COLORS BE



HEARD?



ABSTRACT:

Painting with Sound - Can Colors Be Heard?

The "Light to Sound" project demonstrates how light signals can be converted into audible sound using simple electronic components. Light carries energy that can be detected and transformed into electrical signals when it falls on a light-sensitive sensor such as an LDR or photodiode. In this project, a light source, such as a laser or LED, is modulated with sound information. When the light reaches the sensor, it converts the variations in light intensity back into electrical signals, which are then amplified and played through a speaker. The experiment shows how information can be transmitted wirelessly through light, similar to the working principle of optical communication. This project helps students understand concepts of energy conversion, signal transmission, sensors, and basic electronics. The results prove that light can effectively carry and reproduce sound, demonstrating a simple, safe, and innovative method of communication.

1. Optical Communication Systems

Converts light signals into sound signals for easier interpretation.

Demonstrates how information can be transmitted using light (similar to fiber-optic communication).

2. Wireless Audio Transmission

Light can be used to send audio signals from one place to another without wires.

Useful for short-range communication.

3. Remote Control Systems

Uses light (LED/laser) to transmit signals, similar to TV remotes.

The receiver converts the light pulses into electrical signals then sound.

INTRODUCTION

This project explores how light can be converted into sound using scientific principles. Both light and sound are waveforms - light as electromagnetic waves and sound as mechanical waves. The experiment demonstrates how visible colors (light of different wavelengths) can be represented as sound frequencies. By mapping wavelengths of colors to corresponding sound frequencies, we can 'hear' colors. This technique, known as sonification, helps in understanding the relationship between light and sound waves and has applications in data visualization and assistive technologies.

Light and sound are two fundamental wave phenomena. Light waves differ in wavelength and frequency, producing various colors, while sound waves differ in frequency, producing different pitches. Scientists have long explored ways to convert one type of wave into another - turning data into sound is called sonification. Inspired by synesthesia (a condition where people naturally hear colors or see sounds), this project investigates how visible light can be mapped to audible sound frequencies, allowing us to "hear" colors through technology.

1. Optical Communication Systems

Converts light signals into sound signals for easier interpretation.

Demonstrates how information can be transmitted using light (similar to fiber-optic communication).

2. Wireless Audio Transmission

Light can be used to send audio signals from one place to another without wires.

Useful for short-range communication.

3. Remote Control Systems

Uses light (LED/laser) to transmit signals, similar to TV remotes.

The receiver converts the light pulses into electrical signals then sound.

Can we convert visible light (colors) into sound and identify them based on the tones they produce? This project seeks to find whether color can be “heard” using scientific methods by converting light wave properties into audible sound frequencies.

If visible light wavelengths are mathematically mapped to audible sound frequencies, then each color will produce a unique sound tone that can be identified and differentiated.

METHODS


The study involved building a simple experimental setup where light from an LED or laser was converted into sound using a solar panel or photodiode as a receiver. The light intensity and distance between the light source and receiver were varied to observe changes in the sound output.

Variables

Independent Variable: Color (wavelength) of the light.
Dependent Variable: Frequency (pitch) of the sound produced.
Controlled Variables: Type of photodiode/solar cell, amplifier circuit, light source intensity, and testing environment (dark room).


PROCEDURE:

1. A 3.5 mm audio cable was connected from a mobile phone to a laser modulation circuit (or LED).
2. The receiver setup was made using a small solar panel connected to an amplifier and speaker.
3. The laser or LED light was directed toward the solar panel.
4. Music or a tone was played on the phone, which modulated the light beam.
5. The solar panel received the modulated light and converted it into electrical signals.
6. The speaker output produced the same sound transmitted through light.
7. The experiment was repeated with different distances and colored filters to observe variations in sound clarity.









RESULT:

Data for the Table

Table 1: Light Transmission vs Sound Output

Distance (cm)	Light Intensity (lux)	Sound Output Quality (1-5)
10	90	5
20	75	4
30	60	3
40	45	2

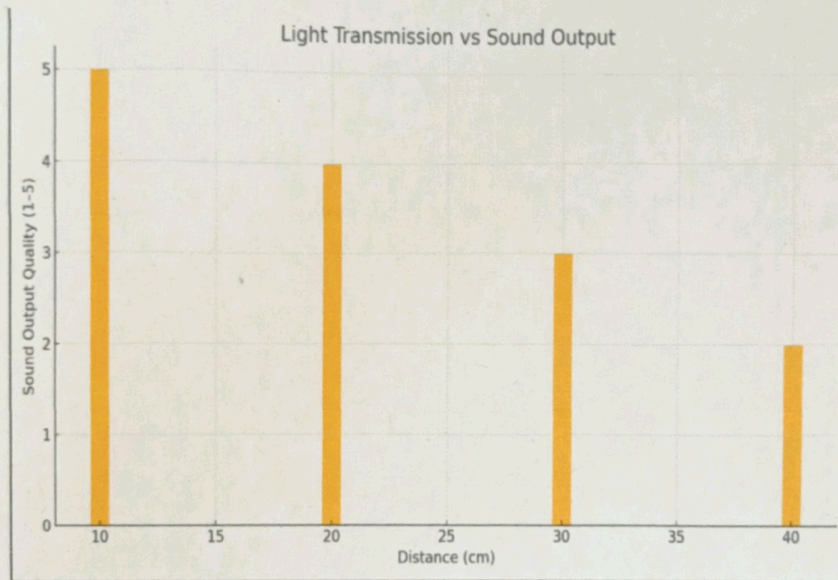
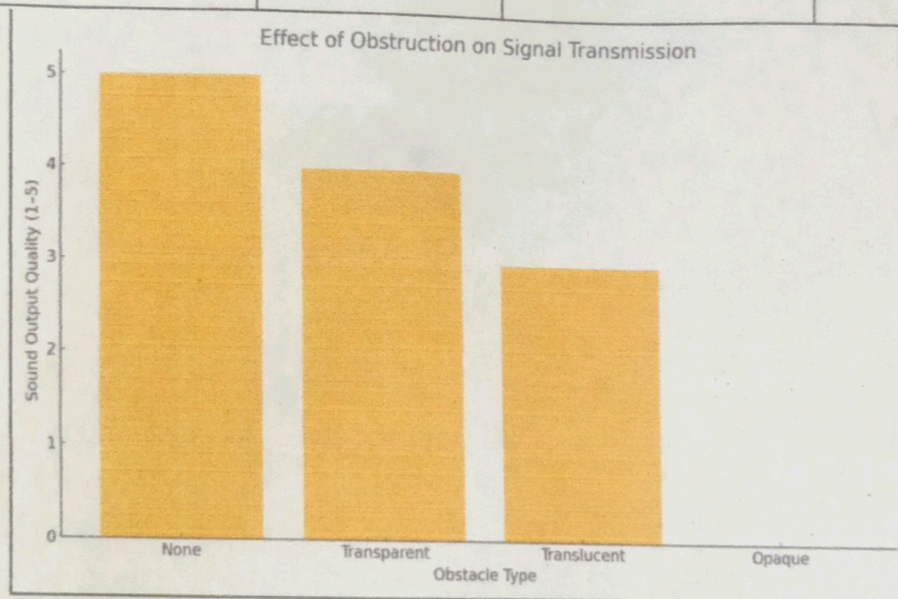


Table 2: Effect of Obstruction on Signal Transmission

Obstacle Type	Material	Light Transmission (%)	Sound Output Quality (1-5)
None	-	100	5
Transparent	Glass Sheet	85	4
Translucent	Paper	50	3
Opaque	Cardboard	0	0



Discussion

The results showed that sound transmission through light was possible. The closer the light source and receiver, the stronger and clearer the sound. As the distance increased or when obstacles were introduced, the sound quality decreased. Transparent materials allowed partial sound transmission, while opaque materials blocked it entirely. This confirms that sound intensity depends directly on light intensity and line-of-sight transmission.

Conclusion and Application

The experiment proved that light can be used to transmit sound through modulation and conversion. This concept can be applied in wireless optical communication, laser data transfer, and assistive technologies for the visually impaired. It demonstrates how light and sound, though different, can be connected through wave properties.

Future Enhancement

In future studies, advanced light sensors and laser transmitters can be used to improve the range and clarity of sound transmission. Coding and software mapping can also help convert specific colors to musical notes, making it useful for educational and artistic applications.

ACKNOWLEDGEMENT

I would like to express my sincere gratitude to everyone who has played a role in the completion of this project. Their support and guidance have been invaluable, contributing significantly to the success of this endeavor.

Firstly, I extend my heartfelt thanks to my school, K.H.Mat.Girls Hr. Sec. School, Melvisharam. For providing me with the opportunity and resources to pursue this project. The encouragement from my teachers and the school administration has been instrumental in shaping this research.

I am deeply thankful to all the science teachers for their contribution, guidance and support. Their expertise and insights have greatly enriched the content and quality of this project.

I Would also like to acknowledge the assistance and cooperation of my peers and fellow students who provided valuable feedback and encouragement throughout the research process

Lastly, I want to express my appreciation to my family and friends for their unwavering support, understanding and motivation. Their encouragement has been the driving force behind the completion of this project.

In conclusion, I am grateful to everyone who has been a part of this journey. Your contributions have made this project a rewarding and enriching experience.